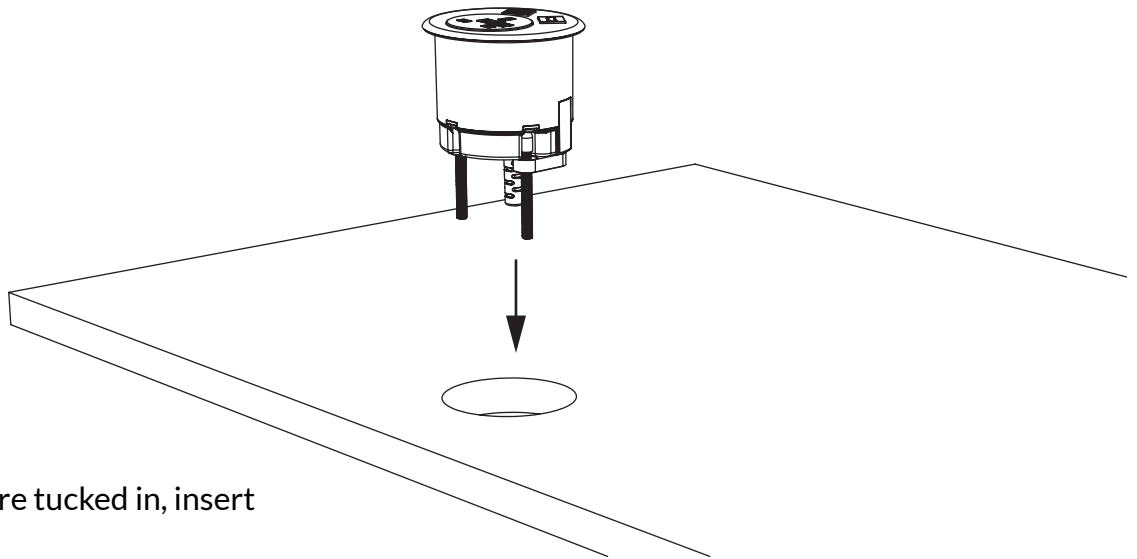


# Eyelet - Round

## O & M Manual

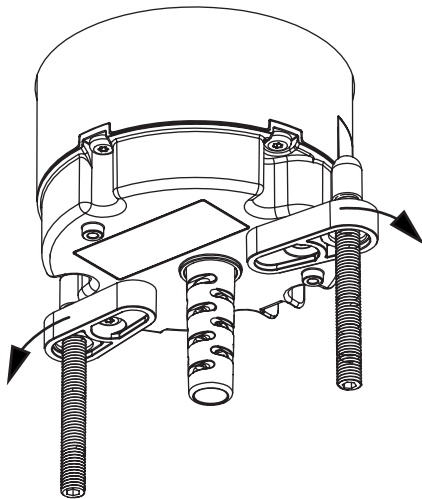
Cleaning Guidelines:  
Only use non-solvent based cleaner  
Do not wet power sockets

1



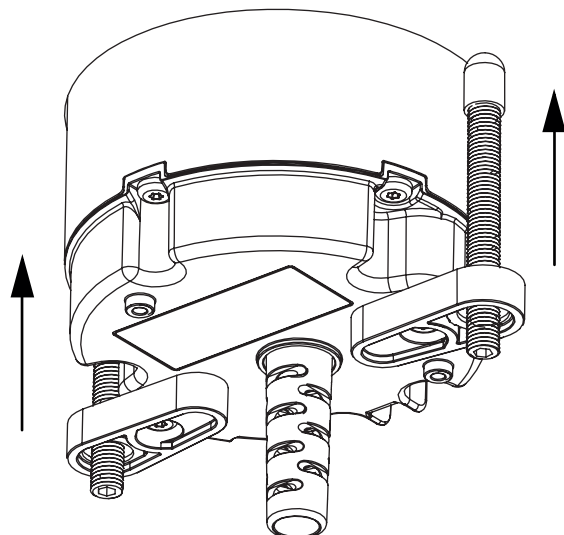
Make sure screws are tucked in, insert unit into hole.

2



Once located in hole, swivel "wings" out until they've popped into position.

3



Tighten screws up against underside of desk/table top.

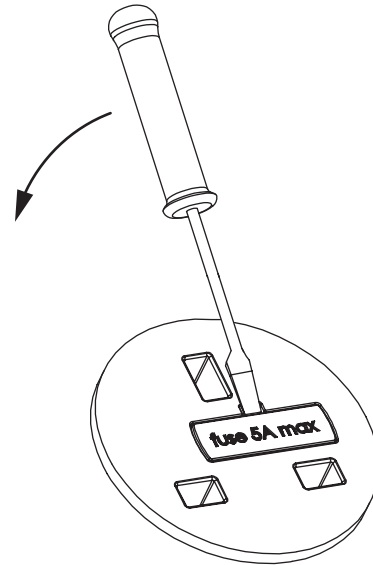
# Fuse - Fuse Changing

## O & M Manual

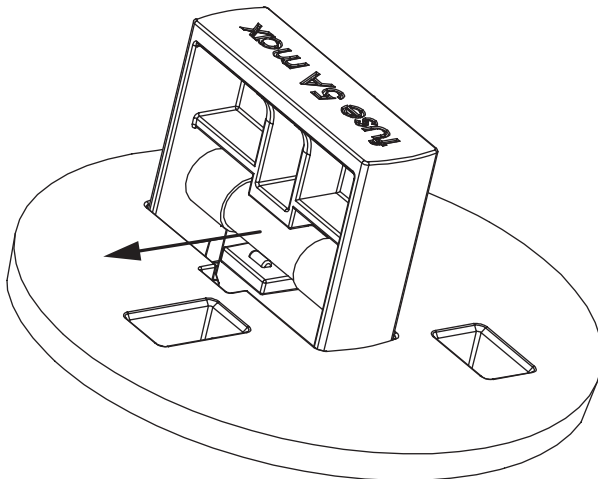
Cleaning Guidelines:  
Only use non-solvent based cleaner  
Do not wet power sockets

1

Unplug unit. Remove fuse holder with screwdriver or similar.



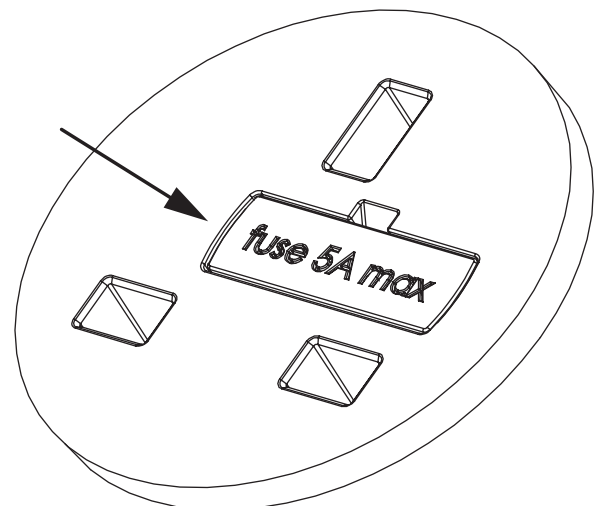
2



Fully open fuse holder and remove fuse. Replace with new fuse.


3

Push closed until fuse holder clicks into place.



# TEST CERTIFICATE

**No. : C15 / 47637**

Client	<b>Desk Gear Ltd.</b> Unit 4, Sanders Close, Finedon Road Ind Estate, Wellingborough, Northants, NN8 4HQ
Client contact	Mr Phil Whitehouse
Item(s) tested	Fused (5A) PCB Mounted Socket Outlet <i>Models: SURKIT POWER SYSTEM</i> <i>Rated : 13A 250V~</i>
Specification(s) to which above unit(s) have been tested and compliance confirmed	<b>BS 1363-2: 1995 +A4: 2012 &amp; BS 5733: 2010 +A1: 2014 and deemed to comply</b>
Date of issue	28 <sup>th</sup> May 2015
Signed	 ----- <i>Bunmi Phillips</i> ( Certifying Officer )
Relating to Project File(s) held at Nemko Ltd	46929 & 47637



Form No: QF102-1  
Issue No: 5  
Issue Date: 05.12.14





**DATA SHEET**

**TAROMID A 260 S**

Polyamide 66/6 medium viscosity, high flow, good processing and easy release, low post shrinkage and better dimensional stability, short cycles, high rigidity.

Available: natural and colored dry blend (DB).

<b>Pre-heater:</b>	n.r.	<b>Melt temperature:</b>	250 - 280°C
<b>Dryer:</b>	n.r.	<b>Mould temperature:</b>	70 - 90°C
		<b>Rate of injection:</b>	MEDIUM

PROPERTY	METHOD	DIN	ISO	ASTM	unit	VALUE	condition
<b>ELECTRICAL</b>							
Volume Resistivity		5348		D257	Ohm cm	<b>9x10exp(15)</b>	
Tracking Resistance ( CTI - Method A )	IEC 112				Volt	<b>&gt;600</b>	
Tracking Resistance ( CTI - Method B )	IEC 112				Volt	<b>600M</b>	
Electric Strength				D149	kV/mm	<b>24</b>	2 mm
<b>PHYSICAL</b>							
Melt Flow Index		5373	R292	D123	g/10'	<b>38</b>	280°C - 1,2 Kg
Granule Humidity	TARO 002				%	<b>&lt;0,15</b>	
Density ( 23 °C )		5347	R118	D792	Mg/m^3	<b>1,13-1,14</b>	
Water Absorption ( 24h / 23°C )		5349	R62	D570	%	<b>1,2</b>	
Water Absorption at Saturation		5349	R62	D570	%	<b>7,4</b>	
Mould Shrinkage (Parallel)				D955	%	<b>1,6-2,0</b>	
Mould Shrinkage (Normal)				D955	%	<b>1,6-2,0</b>	
Melting Point			R121	D211	°C	<b>256</b>	
<b>MECHANICAL</b>							
IZOD Notched Impact		-	180	D256	J/m	<b>40</b>	+23°C - 3,2 mm
IZOD Notched Impact		-	180	D256	J/m	<b>30</b>	-20°C - 3,2 mm
CHARPY Notched Impact		5345	R179	D256	kJ/m^2	<b>3,8</b>	+23°C - 6x4x50 mm
CHARPY Unnotched Impact		5345	R179	D256	kJ/m^2	<b>&gt;300</b>	+23°C - 6x4x50 mm
Tensile Modulus		5345	R527	D638	N/mm^2	<b>3200</b>	
Flexural Modulus		5345	R178	D790	N/mm^2	<b>3100</b>	
Elongation at Break		5345	R527	D638	%	<b>50</b>	
Tensile Break Strength		5345	R527	D638	N/mm^2	<b>80</b>	
Tensile Yield Strength		5345	R527	D638	N/mm^2	<b>82</b>	
Flexural Yield Strength		5345	R178	D790	N/mm^2	<b>120</b>	
ROCKWELL Hardness				D785	scala R	<b>119</b>	
<b>FLAMMABILITY</b>							
Oxygen index				D286	%	<b>24</b>	
Flame Behaviour ( 1,6 mm )	UL 94					<b>V2</b>	
Glow Wire Test ( 1 mm )	IEC 695-2-1				°C	<b>850</b>	
Rate of flame spread	FMVSS 302	-	-	-	mm/min	<b>&lt;100</b>	2 mm
<b>THERMAL</b>							
VICAT Temperature ( 1 kg )		5346	R306	D152	°C	<b>248</b>	50°C / h
VICAT Temperature ( 5 kg )		5346	R306	D152	°C	<b>235</b>	50°C / h
Heat Deflection Temperature ( 1,82 N/mm^2 )		5346	R75	D648	°C	<b>85</b>	120°C / h

These value are for natural color only. Colorant or other additives may alter some or all of these property. The data listed here fall within the normal range of product properties, but they should not be used to establish specification limits nor used alone as the basis of design.



**DATA SHEET**

**TAROMID A 260 S**

Polyamide 66/6 medium viscosity, high flow, good processing and easy release, low post shrinkage and better dimensional stability, short cycles, high rigidity.

Available: natural and colored dry blend (DB).

	<b>DRYING - conditions</b>		<b>Melt temperature:</b>	250 - 280°C
<b>Pre-heater:</b>	n.r.		<b>Mould temperature:</b>	70 - 90°C
<b>Dryer:</b>	n.r.		<b>Rate of injection:</b>	MEDIUM

PROPERTY	METHOD	DIN	ISO	ASTM	unit	VALUE	condition
Ball Pressure Test	VDE 0470				°C	<b>165</b>	
Continuous service temperature (20.000 h)	IEC 216				°C	<b>90</b>	
Continuous service temperature (short term)	IEC 216				°C	<b>120</b>	
Coefficient of linear thermal expansion		5375		D696	K <sup>-1</sup>	<b>8x10exp(-5)</b>	-30°C /+30°C

*These value are for natural color only. Colorant or other additives may alter some or all of these property. The data listed here fall within the normal range of product properties, but they should not be used to establish specification limits nor used alone as the basis of design.*