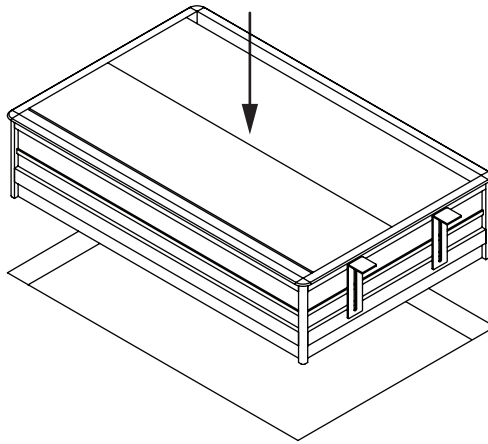


# Cove Plus - In Desk

## O & M Manual


Cleaning Guidelines:  
Only use non-solvent based cleaner  
Do not wet power sockets

1




Position unit inside desk cut-out.

2



Loosely attach I-bracket to side of unit, fastening screws into nuts located in wall.

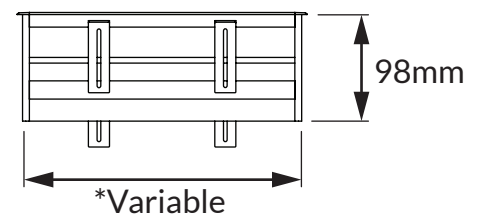
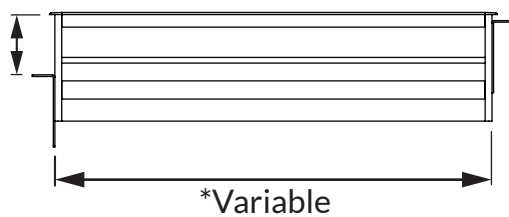
3



Place I-brackets against underside of desk, secure in position by tightening screws.

### Dimensions:

Table Thickness:  
6-55mm



## Cut-out corner radius:

